

# Preparing the Gifts

Activities for teaching young children about the Proskomide service



**Lamb**



**Jesus Christ  
Conquers**



**Asterisc**



**Prosporon**



**Paten**




**Chalice**

## CUT AND GLUE CRAFT

Print out this page – one copy per child – and cut out the Chalice and the figure of Christ. Glue the Chalice on a sheet of colored construction paper, creating an empty pocket on top by only gluing the sides (see picture). Insert the figure of Christ in the pocket to demonstrate that Holy Communion is actually the Body and Blood of Christ. The children can embellish the Chalice by gluing buttons, craft gems, beads, ribbons or any other decorations they wish.

Alternatively, to save printer ink if working with a large group of children, cut out Chalices from gold poster board, using this Chalice as an outline. Print and cut out the figures of Christ found on the following page. Give one Chalice and one Christ figure to each child and proceed as above.




# CUT AND GLUE CRAFT



# MATCH THE OBJECTS WITH THEIR NAMES

Draw a line to connect each object with its name.

Name: \_\_\_\_\_



**PATEN    ASTERISC    LAMB    PROSPHORON    CHALICE**

# ANAGRAMS

Put the letters in the correct order to spell out the names.

Name: \_\_\_\_\_

**CALICHE**



\_\_\_\_\_

**PSORHONROP**




\_\_\_\_\_

**TAPEN**



\_\_\_\_\_

**SCARIEST**



\_\_\_\_\_

**BALM**



\_\_\_\_\_

# MATCHING GAME

## Preparation

Print out the cards on this and the following page. Cut and laminate, if you wish. To make them look pretty on both sides, you can print them on the white side of scrapbook paper.

## How to play

Shuffle the cards and place them face-down, in rows of three. Each player turns over two cards. If the cards form a pair, the player gets to keep them. Otherwise, s/he turns them over again and the next player takes a turn. When all the cards have been collected, the winner is the player who has the most pairs. Another way to play would be to hand out a full deck of cards to each participating child or group, and have them race to find the pairs.



# MATCHING GAME

|                   |                |                  |
|-------------------|----------------|------------------|
| <b>PATEN</b>      | <b>CHALICE</b> | <b>ASTERISC</b>  |
| <b>PROSPHORON</b> | <b>LAMB</b>    | <b>THE GIFTS</b> |





Resources for Teaching

our budding rocks of faith

## THANK YOU

for downloading this file.

We hope you enjoyed using it.

We will be happy if you visit us again at [www.orthodoxpebbles.com](http://www.orthodoxpebbles.com).

### Terms of use:

This file comes with a limited use licence for the original download only. Please consider the time and effort put into this project and **don't give it away to others.**

**COPYRIGHT © 2017 Orthodox Pebbles.** All rights reserved. Permission is granted to copy pages specifically for student or teacher use only by the original purchaser. The reproduction of this product for any other use is strictly prohibited. Copying any part of this product and placing it on the internet (even on a personal/classroom website/blog) is strictly prohibited.

**Thank you for being fair and respecting our work.**



Follow us on Facebook:  
[facebook.com/orthodoxpebbles](https://facebook.com/orthodoxpebbles)



Follow us on Instagram:  
[instagram.com/orthodoxpebbles](https://instagram.com/orthodoxpebbles)